

## 2012 APRIL CRIME REPORT

|                               | To date:     |              |              |              | Yearly totals: |               |               |               |               |               |
|-------------------------------|--------------|--------------|--------------|--------------|----------------|---------------|---------------|---------------|---------------|---------------|
|                               | Apr-12       | Apr-11       | 2012         | 2011         | 2011           | 2,010         | 2009          | 2008          | 2007          | 2006          |
| BURGLARY                      | 83           | 97           | 272          | 319          | 1027           | 936           | 725           | 753           | 584           | 714           |
| FORGERY                       | 71           | 36           | 277          | 131          | 593            | 341           | 297           | 354           | 365           | 334           |
| MALICIOUS MISCHIEF            | 128          | 95           | 510          | 346          | 1566           | 1183          | 1245          | 893           | 1,265         | 1,122         |
| NON-CRIMINAL                  | 11           | 6            | 34           | 101          | 160            | 917           | 892           | 944           | 839           | 811           |
| PROPERTY OTHER                | 103          | 82           | 387          | 305          | 1126           | 837           | 933           | 828           | 890           | 982           |
| RECOVERED VEHICLES            | 40           | 22           | 134          | 65           | 416            | 365           | 187           | 319           | 343           | 403           |
| STOLEN VEHICLES               | 43           | 31           | 173          | 143          | 566            | 496           | 298           | 496           | 478           | 711           |
| THEFT                         | 256          | 185          | 817          | 709          | 2512           | 2365          | 2162          | 1,846         | 1,881         | 1,888         |
| UIOBC                         | 0            | 0            | 1            | 0            | 0              | 3             | 4             | 4             | 8             | 11            |
| VEHICLE OTHER                 | 17           | 0            | 75           | 1            | 195            | 3             | 5             | 7             | 3             | 3             |
| VEHICLE PROWLING              | 60           | 107          | 276          | 403          | 1491           | 1395          | 920           | 1069          | 682           | 937           |
| <b>TOTAL PROPERTY CRIMES</b>  | <b>812</b>   | <b>661</b>   | <b>2,956</b> | <b>2,486</b> | <b>9,615</b>   | <b>8,852</b>  | <b>7,668</b>  | <b>7,513</b>  | <b>7,338</b>  | <b>7,916</b>  |
| ASSAULT                       | 73           | 66           | 330          | 269          | 963            | 895           | 927           | 869           | 853           | 846           |
| DOA/SUICIDE                   | 19           | 21           | 90           | 75           | 213            | 188           | 210           | 269           | 221           | 167           |
| DOMESTIC VIOLENCE             | 38           | 44           | 155          | 360          | 714            | 1297          | 1226          | 1063          | 874           | 736           |
| HOMICIDE                      | 0            | 0            | 1            | 3            | 3              | 1             | 3             | 3             | 1             | 5             |
| KIDNAP                        | 2            | 1            | 5            | 5            | 15             | 16            | 21            | 16            | 23            | 22            |
| MENTAL                        | 16           | 24           | 96           | 80           | 253            | 289           | 310           | 360           | 350           | 425           |
| MP                            | 10           | 6            | 43           | 33           | 125            | 128           | 115           | 95            | 83            | 88            |
| PERSONS OTHER                 | 252          | 189          | 986          | 548          | 2484           | 1692          | 1621          | 1,354         | 1,337         | 1,159         |
| ROBBERY                       | 7            | 36           | 22           | 51           | 98             | 68            | 75            | 71            | 60            | 58            |
| TELEPHONE HARASSMENT          | 25           | 11           | 72           | 45           | 162            | 153           | 159           | 95            | 73            | 83            |
| <b>TOTAL MAJOR CRIMES</b>     | <b>442</b>   | <b>365</b>   | <b>1800</b>  | <b>1436</b>  | <b>4997</b>    | <b>4727</b>   | <b>4,667</b>  | <b>4,195</b>  | <b>3,875</b>  | <b>3,589</b>  |
| ADULT RAPE                    | 8            | 5            | 26           | 15           | 67             | 44            | 35            | 44            | 43            | 29            |
| CHILD ABUSE                   | 0            | 9            | 9            | 41           | 89             | 115           | 159           | 148           | 104           | 78            |
| CUSTODIAL INTERFERENCE        | 10           | 20           | 43           | 71           | 184            | 206           | 157           | 86            | 92            | 105           |
| SEX REGISTRATION F            | 2            | 0            | 3            | 0            | 2              | 1             | 2             | 3             | 4             | 3             |
| INDECENT LIBERTIES            | 2            | 1            | 7            | 5            | 17             | 8             | 10            | 11            | 18            | 15            |
| CHILD MOLESTATION             | 0            | 1            | 0            | 17           | 19             | 47            | 35            | 66            | 46            | 69            |
| CHILD RAPE                    | 1            | 5            | 3            | 12           | 23             | 28            | 35            | 39            | 31            | 62            |
| RUNAWAY                       | 69           | 59           | 229          | 179          | 510            | 490           | 440           | 369           | 295           | 309           |
| SEX OTHER                     | 6            | 4            | 11           | 31           | 56             | 215           | 211           | 179           | 194           | 203           |
| STALKING                      | 2            | 0            | 7            | 4            | 19             | 18            | 15            | 21            | 17            | 17            |
| SUSPICIOUS PERSON             | 34           | 28           | 142          | 102          | 341            | 215           | 175           | 142           | 152           | 177           |
| <b>TOTAL SEX CRIMES</b>       | <b>134</b>   | <b>132</b>   | <b>480</b>   | <b>477</b>   | <b>1294</b>    | <b>1387</b>   | <b>1271</b>   | <b>1,108</b>  | <b>996</b>    | <b>1,067</b>  |
| DRUG                          | 29           | 46           | 155          | 202          | 519            | 541           | 670           | 838           | 807           | 665           |
| ITF OTHER                     | 0            | 0            | 0            | 2            | 2              | 2             | 1             | 0             | 1             | 0             |
| <b>TOTAL ITF</b>              | <b>29</b>    | <b>46</b>    | <b>155</b>   | <b>204</b>   | <b>521</b>     | <b>542</b>    | <b>671</b>    | <b>838</b>    | <b>808</b>    | <b>665</b>    |
| <b>TOTAL TRAFFIC REPORTS</b>  | <b>330</b>   | <b>283</b>   | <b>1397</b>  | <b>1144</b>  | <b>3569</b>    | <b>3081</b>   | <b>3,183</b>  | <b>3,811</b>  | <b>3,800</b>  | <b>3,345</b>  |
| <b>TOTAL REPORTS RECEIVED</b> | <b>1,747</b> | <b>1,487</b> | <b>6,788</b> | <b>5,747</b> | <b>19,996</b>  | <b>18,589</b> | <b>17,460</b> | <b>17,465</b> | <b>16,817</b> | <b>16,582</b> |

## SELECTED DATA SPOKANE VALLEY

|                    |  | 01/01/11 THROUGH 04/30/11 |       |       |       |       |       |        |
|--------------------|--|---------------------------|-------|-------|-------|-------|-------|--------|
|                    |  | 1                         | 2     | 3     | 4     | 5     | 6     | TOTAL  |
| CAD INCIDENTS      |  | 2,983                     | 4,935 | 2,060 | 2,861 | 1,775 | 2,677 | 17,291 |
| TRAFFIC STOPS      |  | 824                       | 1,743 | 442   | 860   | 442   | 873   | 5,184  |
| ACCIDENTS          |  | 116                       | 209   | 67    | 88    | 52    | 144   | 676    |
| STOLEN VEHICLES    |  | 17                        | 27    | 19    | 30    | 5     | 8     | 106    |
| VEHICLE RECOVERED  |  | 27                        | 12    | 10    | 12    | 3     | 4     | 68     |
| BURGLARY           |  | 64                        | 64    | 58    | 34    | 48    | 51    | 319    |
| ROBBERY            |  | 2                         | 6     | 7     | 1     | 0     | 2     | 18     |
| THEFT              |  | 89                        | 127   | 123   | 157   | 86    | 127   | 709    |
| MALICIOUS MISCHIEF |  | 63                        | 74    | 61    | 55    | 48    | 45    | 346    |
| VEHICLE PROWLING   |  | 56                        | 101   | 111   | 55    | 56    | 24    | 403    |
|                    |  | 01/01/12 THROUGH 04/30/12 |       |       |       |       |       |        |
|                    |  | 1                         | 2     | 3     | 4     | 5     | 6     | TOTAL  |
| CAD INCIDENTS      |  | 3,268                     | 4,525 | 2,841 | 2,817 | 2,140 | 2,800 | 18,391 |
| TRAFFIC STOPS      |  | 1,031                     | 1,385 | 824   | 583   | 604   | 725   | 5,152  |
| ACCIDENTS          |  | 121                       | 206   | 99    | 71    | 65    | 146   | 708    |
| STOLEN VEHICLES    |  | 32                        | 38    | 27    | 37    | 13    | 26    | 173    |
| VEHICLE RECOVERED  |  | 30                        | 24    | 16    | 16    | 14    | 13    | 113    |
| BURGLARY           |  | 65                        | 55    | 40    | 41    | 23    | 48    | 272    |
| ROBBERY            |  | 1                         | 7     | 3     | 4     | 2     | 5     | 22     |
| THEFT              |  | 98                        | 161   | 138   | 156   | 79    | 185   | 817    |
| MALICIOUS MISCHIEF |  | 86                        | 98    | 95    | 98    | 56    | 77    | 510    |
| VEHICLE PROWLING   |  | 39                        | 53    | 59    | 60    | 32    | 33    | 276    |
|                    |  | 03/01/11 THROUGH 03/31/11 |       |       |       |       |       |        |
|                    |  | 1                         | 2     | 3     | 4     | 5     | 6     | TOTAL  |
| CAD INCIDENTS      |  | 787                       | 1,425 | 557   | 828   | 475   | 714   | 4786   |
| TRAFFIC STOPS      |  | 226                       | 530   | 121   | 289   | 147   | 277   | 1590   |
| ACCIDENTS          |  | 18                        | 62    | 11    | 19    | 10    | 33    | 153    |
| STOLEN VEHICLES    |  | 4                         | 3     | 3     | 3     | 1     | 5     | 19     |
| VEHICLE RECOVERED  |  | 4                         | 3     | 3     | 3     | 0     | 2     | 15     |
| BURGLARY           |  | 6                         | 11    | 15    | 7     | 18    | 11    | 68     |
| ROBBERY            |  | 0                         | 1     | 2     | 0     | 0     | 2     | 5      |
| THEFT              |  | 29                        | 32    | 27    | 50    | 23    | 34    | 195    |
| MALICIOUS MISCHIEF |  | 11                        | 16    | 12    | 19    | 12    | 12    | 82     |
| VEHICLE PROWLING   |  | 13                        | 38    | 20    | 12    | 7     | 10    | 100    |

## SELECTED DATA SPOKANE VALLEY

| 03/01/12 THROUGH 03/31/12 |     |       |     |     |     |     |              |  |
|---------------------------|-----|-------|-----|-----|-----|-----|--------------|--|
|                           | 1   | 2     | 3   | 4   | 5   | 6   | <b>TOTAL</b> |  |
| <b>CAD INCIDENTS</b>      | 847 | 1,196 | 705 | 714 | 564 | 771 | 4797         |  |
| TRAFFIC STOPS             | 246 | 329   | 208 | 164 | 181 | 208 | 1336         |  |
| ACCIDENTS                 | 32  | 42    | 17  | 20  | 18  | 22  | 151          |  |
| STOLEN VEHICLES           | 6   | 7     | 2   | 6   | 3   | 6   | 30           |  |
| VEHICLE RECOVERED         | 4   | 1     | 3   | 3   | 4   | 3   | 18           |  |
| BURGLARY                  | 13  | 9     | 11  | 9   | 3   | 16  | 61           |  |
| ROBBERY                   | 0   | 3     | 1   | 0   | 1   | 2   | 7            |  |
| THEFT                     | 23  | 35    | 24  | 32  | 17  | 48  | 179          |  |
| MALICIOUS MISCHIEF        | 20  | 22    | 24  | 18  | 16  | 23  | 123          |  |
| VEHICLE PROWLING          | 11  | 12    | 11  | 10  | 4   | 13  | 61           |  |
|                           |     |       |     |     |     |     |              |  |
|                           |     |       |     |     |     |     |              |  |
|                           |     |       |     |     |     |     |              |  |
|                           |     |       |     |     |     |     |              |  |
|                           |     |       |     |     |     |     |              |  |
| 04/01/11 THROUGH 04/30/11 |     |       |     |     |     |     |              |  |
|                           | 1   | 2     | 3   | 4   | 5   | 6   | <b>TOTAL</b> |  |
| <b>CAD INCIDENTS</b>      | 773 | 1,156 | 536 | 617 | 462 | 652 | 4196         |  |
| TRAFFIC STOPS             | 195 | 388   | 119 | 153 | 87  | 191 | 1133         |  |
| ACCIDENTS                 | 24  | 36    | 15  | 13  | 16  | 22  | 126          |  |
| STOLEN VEHICLES           | 4   | 5     | 6   | 12  | 2   | 2   | 31           |  |
| VEHICLE RECOVERED         | 6   | 0     | 3   | 4   | 0   | 1   | 14           |  |
| BURGLARY                  | 22  | 25    | 14  | 8   | 10  | 18  | 97           |  |
| ROBBERY                   | 0   | 1     | 2   | 0   | 0   | 0   | 3            |  |
| THEFT                     | 23  | 37    | 38  | 36  | 20  | 31  | 185          |  |
| MALICIOUS MISCHIEF        | 18  | 22    | 18  | 12  | 17  | 8   | 95           |  |
| VEHICLE PROWLING          | 22  | 27    | 22  | 13  | 17  | 6   | 107          |  |
|                           |     |       |     |     |     |     |              |  |
|                           |     |       |     |     |     |     |              |  |
| 04/01/12 THROUGH 04/30/12 |     |       |     |     |     |     |              |  |
|                           | 1   | 2     | 3   | 4   | 5   | 6   | <b>TOTAL</b> |  |
| <b>CAD INCIDENTS</b>      | 981 | 1,064 | 748 | 759 | 589 | 789 | 4930         |  |
| TRAFFIC STOPS             | 331 | 301   | 196 | 138 | 169 | 207 | 1342         |  |
| ACCIDENTS                 | 23  | 40    | 19  | 9   | 14  | 35  | 140          |  |
| STOLEN VEHICLES           | 9   | 8     | 7   | 11  | 2   | 6   | 43           |  |
| VEHICLE RECOVERED         | 10  | 8     | 4   | 1   | 1   | 3   | 27           |  |
| BURGLARY                  | 26  | 16    | 12  | 13  | 7   | 9   | 83           |  |
| ROBBERY                   | 1   | 0     | 1   | 2   | 0   | 3   | 7            |  |
| THEFT                     | 26  | 54    | 51  | 50  | 25  | 50  | 256          |  |
| MALICIOUS MISCHIEF        | 21  | 25    | 10  | 29  | 16  | 27  | 128          |  |
| VEHICLE PROWLING          | 6   | 16    | 13  | 17  | 4   | 4   | 60           |  |



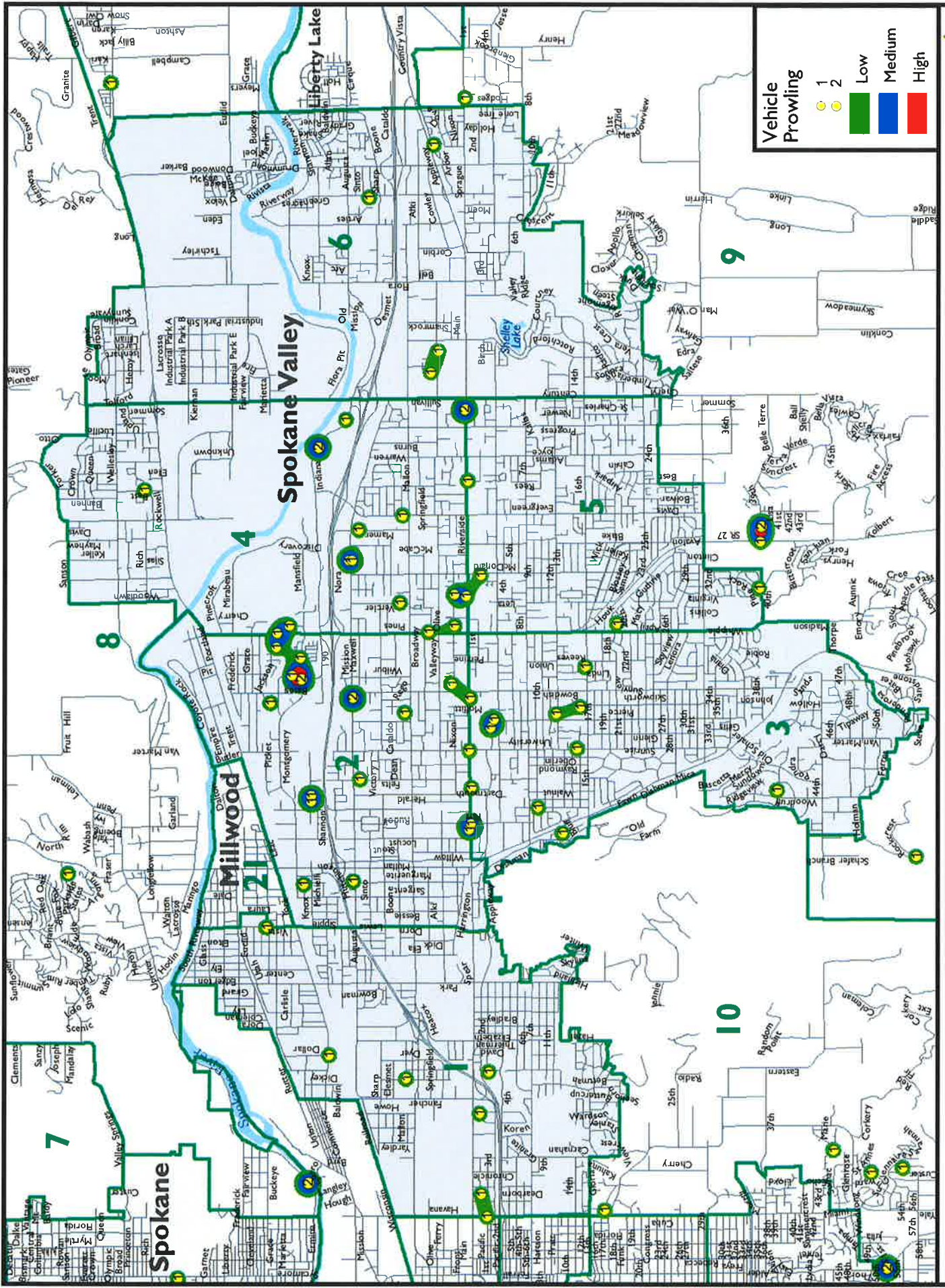
## COMPARISONS (SPOKANE VALLEY)

| PERCENT CHANGE FROM JAN - APR 2011 TO JAN - APR 2012 |         |  |  |  |  |  |
|--|---------|--|--|--|--|--|
| CAD INCIDENTS  | 6.36%   |  |  |  |  |  |
| TRAFFIC STOPS  | -0.62%  |  |  |  |  |  |
| ACCIDENTS  | 4.73%   |  |  |  |  |  |
| STOLEN VEHICLES                                      | 63.21%  |  |  |  |  |  |
| VEHICLE RECOVERED                                    | 66.18%  |  |  |  |  |  |
| BURGLARY   | -14.73% |  |  |  |  |  |
| ROBBERY  | 22.22%  |  |  |  |  |  |
| THEFT  | 15.23%  |  |  |  |  |  |
| MALICIOUS MISCHIEF                                   | 47.40%  |  |  |  |  |  |
| VEHICLE PROWLING                                     | -31.51% |  |  |  |  |  |
| PERCENT CHANGE FROM APR 2011 TO APR 2012             |         |  |  |  |  |  |
| CAD INCIDENTS  | 17.49%  |  |  |  |  |  |
| TRAFFIC STOPS  | 18.45%  |  |  |  |  |  |
| ACCIDENTS  | 11.11%  |  |  |  |  |  |
| STOLEN VEHICLES                                      | 38.71%  |  |  |  |  |  |
| VEHICLE RECOVERED                                    | 92.86%  |  |  |  |  |  |
| BURGLARY   | -14.43% |  |  |  |  |  |
| ROBBERY  | 133.33% |  |  |  |  |  |
| THEFT  | 38.38%  |  |  |  |  |  |
| MALICIOUS MISCHIEF                                   | 34.74%  |  |  |  |  |  |
| VEHICLE PROWLING                                     | -43.93% |  |  |  |  |  |
| PERCENT CHANGE FROM MAR 2012 TO APR 2012             |         |  |  |  |  |  |
| CAD INCIDENTS  | 2.77%   |  |  |  |  |  |
| TRAFFIC STOPS  | 0.45%   |  |  |  |  |  |
| ACCIDENTS  | -7.28%  |  |  |  |  |  |
| STOLEN VEHICLES                                      | 43.33%  |  |  |  |  |  |
| VEHICLE RECOVERED                                    | 50.00%  |  |  |  |  |  |
| BURGLARY   | 36.07%  |  |  |  |  |  |
| ROBBERY  | 0.00%   |  |  |  |  |  |
| THEFT  | 43.02%  |  |  |  |  |  |
| MALICIOUS MISCHIEF                                   | 4.07%   |  |  |  |  |  |
| VEHICLE PROWLING                                     | -1.64%  |  |  |  |  |  |



## COMPARISONS (SPOKANE VALLEY)

| Percent of vehicles recovered to stolen                                 |        |                               |  |  |  |  |
|---|--------|-------------------------------|--|--|--|--|
| 01/11 to 04/11  | 64.15% |                               |  |  |  |  |
| 01/12 to 04/12  | 65.32% |                               |  |  |  |  |
| March-11  | 78.95% |                               |  |  |  |  |
| March-12  | 60.00% |                               |  |  |  |  |
| April-11  | 45.16% |                               |  |  |  |  |
| April-12  | 62.79% |                               |  |  |  |  |
| Mar-12  | 60.00% |                               |  |  |  |  |
| Apr-12  | 62.79% |                               |  |  |  |  |
| Percent of Spokane County trucks & cars only recovered to stolen        |        |                               |  |  |  |  |
| 01/01/03 to 12/31/03  | 84.90% |                               |  |  |  |  |
| 01/01/04 to 12/31/04  | 86.31% |                               |  |  |  |  |
| 01/01/05 to 12/31/05  | 83.93% |                               |  |  |  |  |
| 01/01/06 to 12/31/06  | 85.87% |                               |  |  |  |  |
| 01/01/07 to 12/31/07  | 77.94% | A 1% drop equals ~ 6 vehicles |  |  |  |  |
| 01/01/08 to 12/31/08  | 88.64% |                               |  |  |  |  |
| 01/01/09 to 12/31/09  | 85.43% |                               |  |  |  |  |
| 01/01/10 TO 12/31/10  | 84.45% |                               |  |  |  |  |
| 01/01/11 TO 12/31/11  | 84.73% |                               |  |  |  |  |
| 01/01/12 TO 04/30/12  | 79.55% |                               |  |  |  |  |
| Percent of Spokane Valley City trucks and cars only recovered to stolen |        |                               |  |  |  |  |
| 01/01/04 to 12/31/04  | 87.43% |                               |  |  |  |  |
| 01/01/05 to 12/31/05  | 83.26% |                               |  |  |  |  |
| 01/01/06 to 12/31/06  | 87.50% |                               |  |  |  |  |
| 01/01/07 to 12/31/07  | 78.22% |                               |  |  |  |  |
| 01/01/08 to 12/31/08  | 90.16% |                               |  |  |  |  |
| 01/01/09 to 12/31/09  | 87.39% |                               |  |  |  |  |
| 01/01/10 TO 12/31/10  | 87.89% |                               |  |  |  |  |
| 01/01/11 TO 12/31/11  | 86.28% |                               |  |  |  |  |
| 01/01/12 TO 04/30/12  | 78.00% |                               |  |  |  |  |



**Vehicle Prowling**

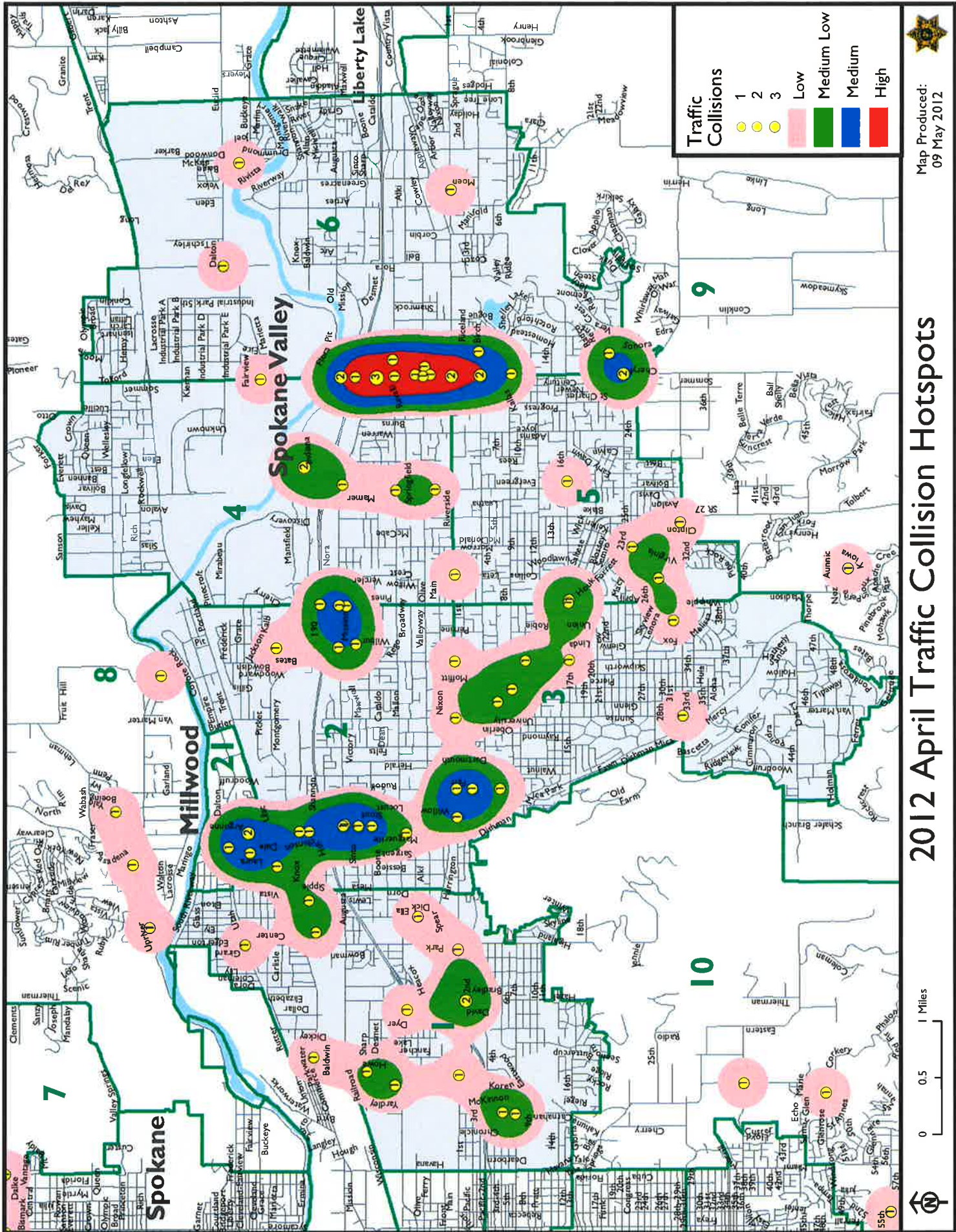
- 1 2
- Low Medium High



Map Produced:  
09 May 2012

# 2012 April Vehicle Prowling Hotspots

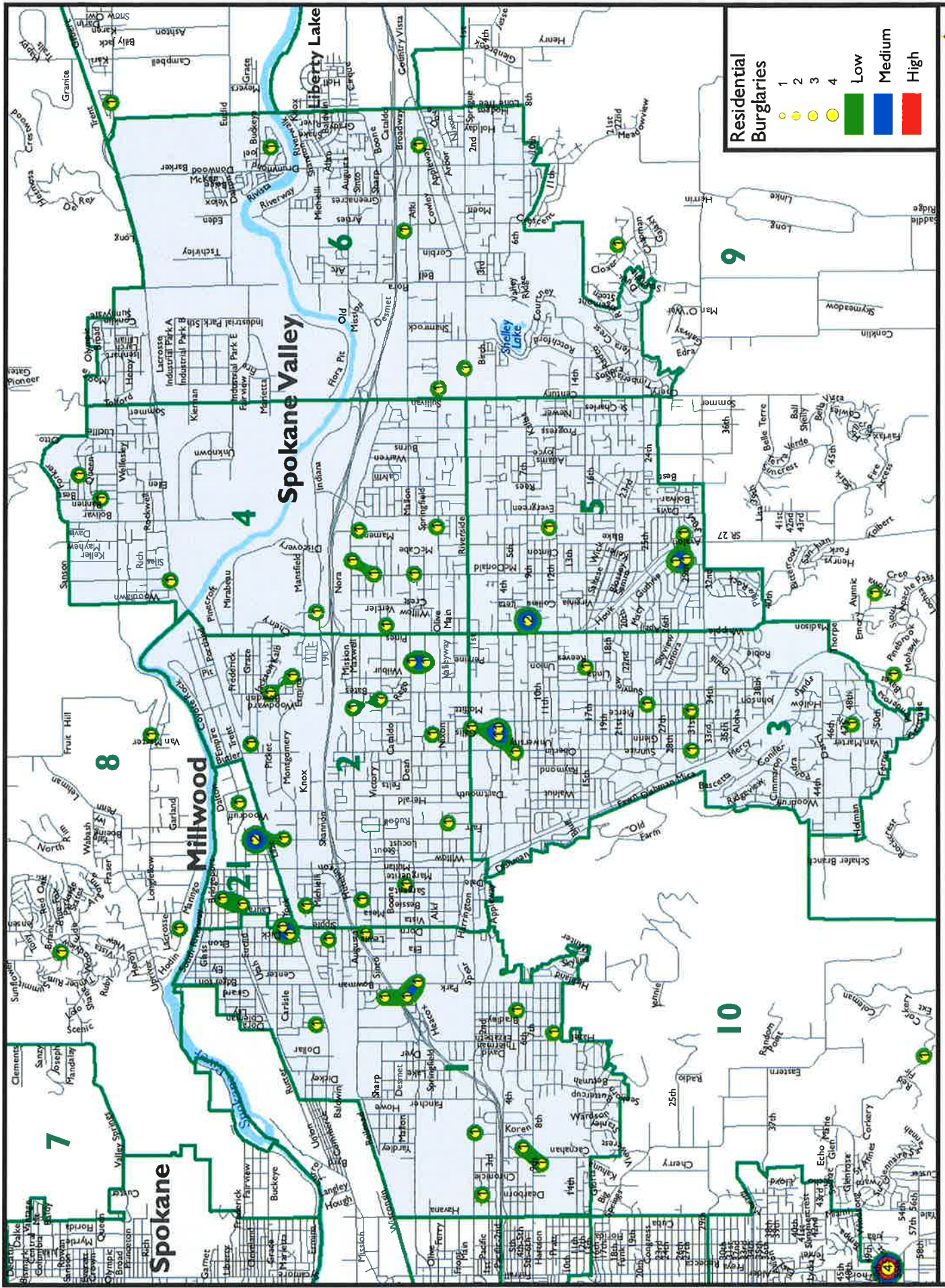




# 2012 April Traffic Collision Hotspots

Map Produced:  
09 May 2012





**Residential Burglaries**

- 1
- 2
- 3
- 4

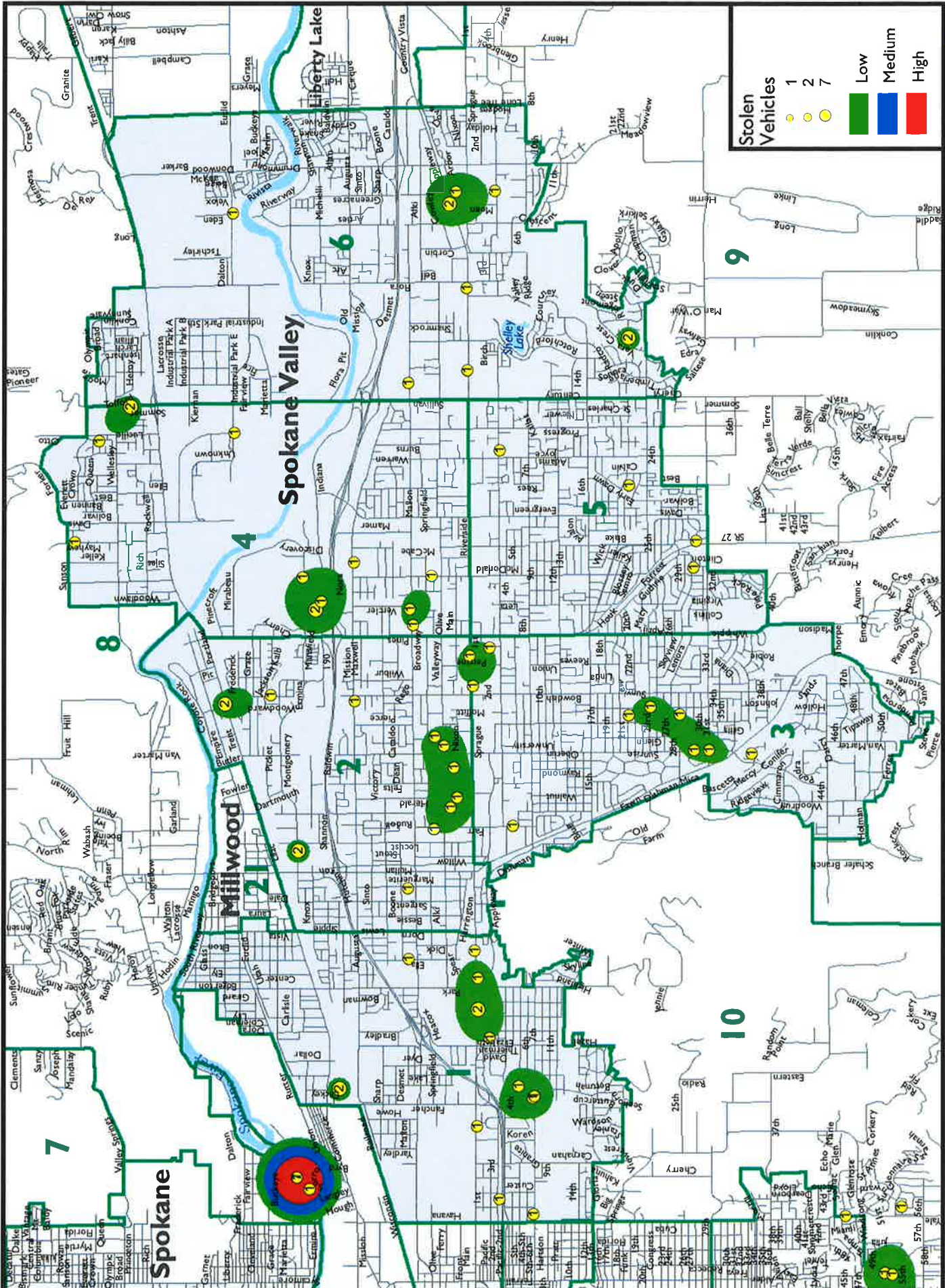
Low  
 Medium  
 High



Map Produced:  
09 May 2012

# 2012 April Residential Burglary Hotspots





**Stolen Vehicles**

|   |   |   |     |        |      |
|---|---|---|-----|--------|------|
| 1 | 2 | 7 | Low | Medium | High |
| ● | ● | ● | ■   | ■      | ■    |



Map Produced:  
09 May 2012

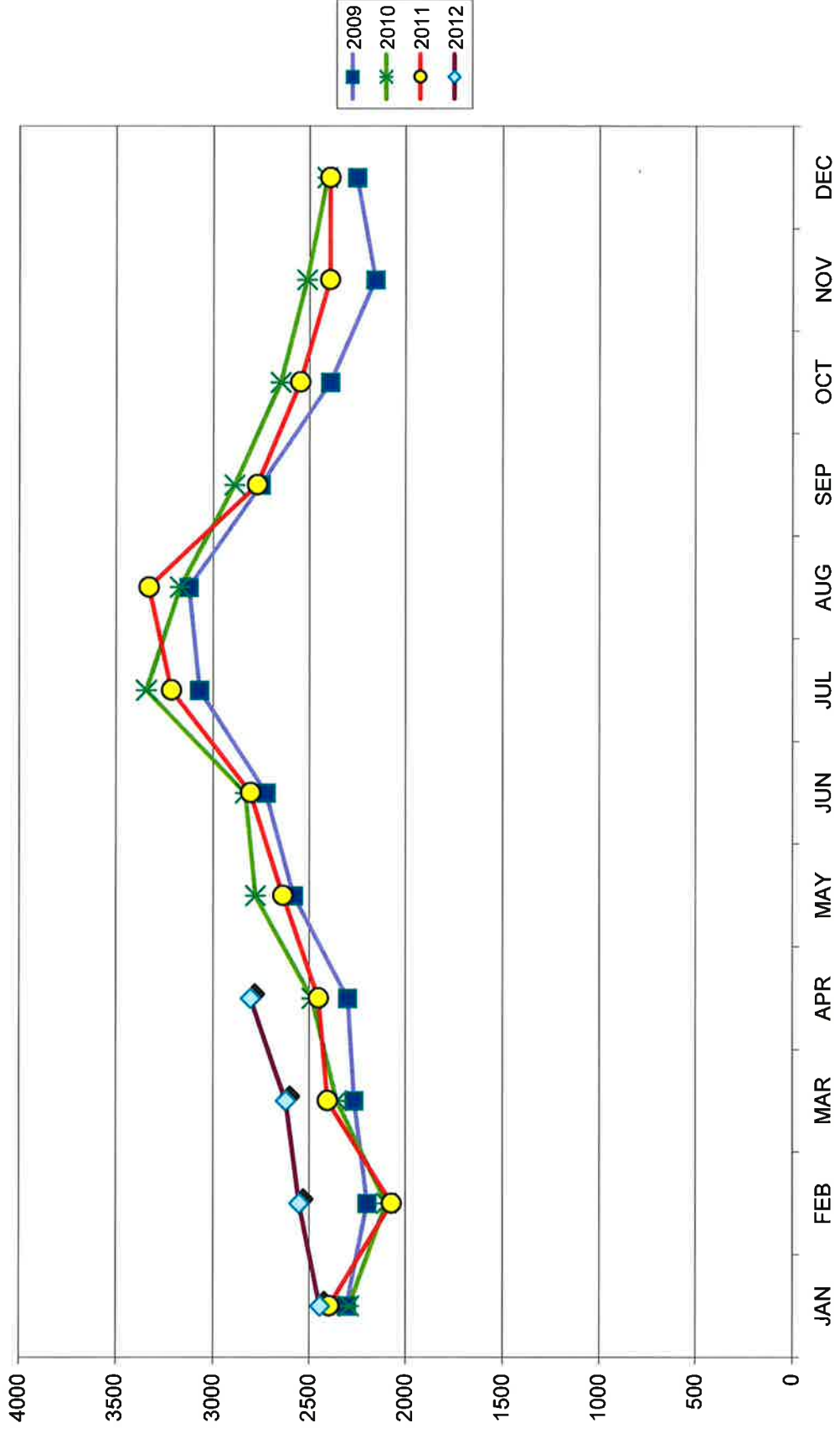
2012 March & April Stolen Vehicle Hotspots







# Spokane Valley Dispatched Calls

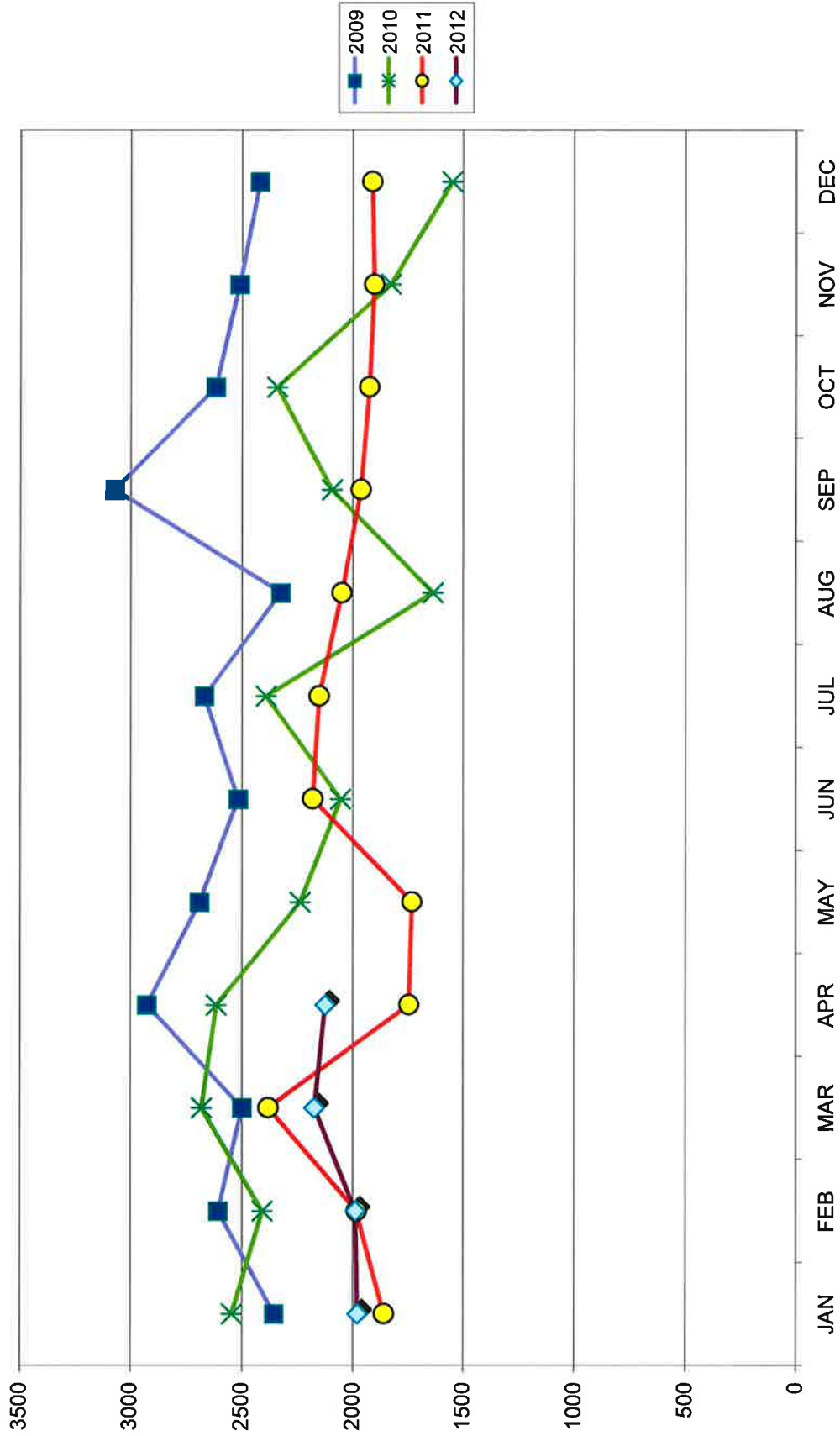








# Spokane Valley Self Initiated Incidents





## 2012 APRIL CRIMES BY CITIES

|                               | AH        | CH       | DP        | FC       | FF       | LAH      | LL        | ML        | MW        | RF       | SCO          | SPA      | SPK        | SV           | WAV      | Total        |
|-------------------------------|-----------|----------|-----------|----------|----------|----------|-----------|-----------|-----------|----------|--------------|----------|------------|--------------|----------|--------------|
| BURGLARY                      | 7         | 0        | 10        | 0        | 0        | 0        | 2         | 2         | 8         | 1        | 115          | 0        | 6          | 83           | 0        | 234          |
| FORGERY                       | 5         | 0        | 1         | 0        | 0        | 0        | 4         | 2         | 3         | 0        | 59           | 0        | 3          | 71           | 0        | 148          |
| MAL MISCHIEF                  | 4         | 0        | 6         | 0        | 0        | 0        | 6         | 2         | 3         | 0        | 121          | 0        | 5          | 128          | 0        | 275          |
| NON-CRIMINAL                  | 0         | 0        | 0         | 0        | 0        | 0        | 0         | 0         | 0         | 0        | 7            | 0        | 5          | 11           | 0        | 23           |
| PROP OTHER                    | 12        | 0        | 5         | 0        | 0        | 0        | 10        | 1         | 1         | 0        | 70           | 0        | 20         | 103          | 0        | 222          |
| RCRVD VEH                     | 1         | 0        | 0         | 0        | 0        | 0        | 0         | 0         | 2         | 0        | 23           | 0        | 10         | 40           | 0        | 76           |
| STL VEH                       | 2         | 0        | 0         | 0        | 0        | 0        | 1         | 0         | 0         | 1        | 35           | 0        | 7          | 43           | 0        | 89           |
| THEFT                         | 18        | 0        | 5         | 1        | 0        | 0        | 3         | 6         | 0         | 0        | 133          | 0        | 5          | 256          | 0        | 427          |
| UIBOC                         | 0         | 0        | 0         | 0        | 0        | 0        | 0         | 0         | 0         | 0        | 1            | 0        | 0          | 0            | 0        | 1            |
| VEH OTHER                     | 0         | 0        | 1         | 0        | 0        | 0        | 0         | 0         | 0         | 1        | 18           | 0        | 0          | 17           | 0        | 37           |
| VEH PROWL                     | 3         | 0        | 11        | 0        | 0        | 0        | 4         | 4         | 0         | 0        | 66           | 0        | 4          | 60           | 0        | 152          |
| <b>TOTAL PROPERTY CRIMES</b>  | <b>52</b> | <b>0</b> | <b>39</b> | <b>1</b> | <b>0</b> | <b>0</b> | <b>30</b> | <b>17</b> | <b>17</b> | <b>3</b> | <b>648</b>   | <b>0</b> | <b>65</b>  | <b>812</b>   | <b>0</b> | <b>1,684</b> |
| ASSAULT                       | 2         | 0        | 4         | 0        | 0        | 0        | 3         | 4         | 0         | 1        | 43           | 0        | 9          | 73           | 0        | 139          |
| DOA/SUICIDE                   | 2         | 0        | 1         | 0        | 0        | 0        | 1         | 1         | 0         | 0        | 24           | 0        | 2          | 19           | 0        | 50           |
| DV                            | 7         | 0        | 2         | 0        | 0        | 0        | 10        | 2         | 0         | 0        | 46           | 0        | 6          | 38           | 0        | 111          |
| HOMICIDE                      | 0         | 0        | 0         | 0        | 0        | 0        | 0         | 0         | 0         | 0        | 0            | 0        | 0          | 0            | 0        | 0            |
| KIDNAP                        | 0         | 0        | 0         | 0        | 0        | 0        | 0         | 0         | 0         | 0        | 16           | 0        | 3          | 16           | 0        | 40           |
| MENTAL                        | 2         | 0        | 2         | 0        | 0        | 0        | 0         | 0         | 1         | 0        | 5            | 0        | 0          | 10           | 0        | 16           |
| MP                            | 1         | 0        | 0         | 0        | 0        | 0        | 0         | 0         | 0         | 0        | 168          | 0        | 21         | 252          | 0        | 475          |
| PERS OTHER                    | 8         | 0        | 10        | 0        | 1        | 0        | 13        | 1         | 1         | 0        | 0            | 0        | 2          | 7            | 0        | 11           |
| ROBBERY                       | 1         | 0        | 0         | 0        | 0        | 0        | 0         | 1         | 0         | 0        | 14           | 1        | 1          | 25           | 0        | 44           |
| TEL-HARASS                    | 1         | 0        | 1         | 0        | 0        | 0        | 0         | 0         | 1         | 0        | 316          | 1        | 44         | 442          | 0        | 888          |
| <b>TOTAL MAJOR CRIMES</b>     | <b>24</b> | <b>0</b> | <b>20</b> | <b>0</b> | <b>1</b> | <b>0</b> | <b>27</b> | <b>9</b>  | <b>3</b>  | <b>1</b> | <b>316</b>   | <b>1</b> | <b>44</b>  | <b>442</b>   | <b>0</b> | <b>888</b>   |
| ADULT RAPE                    | 1         | 0        | 0         | 0        | 0        | 0        | 0         | 0         | 0         | 0        | 10           | 0        | 3          | 8            | 0        | 22           |
| CHILD ABUSE                   | 0         | 0        | 0         | 0        | 0        | 0        | 0         | 0         | 0         | 0        | 4            | 0        | 2          | 0            | 0        | 6            |
| CUST INTFER                   | 0         | 0        | 2         | 0        | 0        | 0        | 1         | 0         | 1         | 0        | 10           | 0        | 0          | 10           | 0        | 24           |
| SEX REGIS F                   | 0         | 0        | 0         | 0        | 0        | 0        | 0         | 0         | 0         | 0        | 0            | 0        | 2          | 2            | 0        | 4            |
| IND LIBERTY                   | 0         | 0        | 0         | 0        | 0        | 0        | 0         | 0         | 0         | 0        | 1            | 0        | 0          | 2            | 0        | 3            |
| MOLES/CHILD                   | 0         | 0        | 0         | 0        | 0        | 0        | 0         | 0         | 0         | 0        | 0            | 0        | 0          | 0            | 0        | 0            |
| RAPE/CHILD                    | 0         | 0        | 0         | 0        | 0        | 0        | 0         | 0         | 0         | 0        | 0            | 0        | 0          | 1            | 0        | 1            |
| RUNAWAY                       | 2         | 0        | 0         | 0        | 0        | 0        | 0         | 0         | 0         | 0        | 45           | 0        | 2          | 69           | 0        | 118          |
| SEX OTHER                     | 0         | 0        | 0         | 0        | 0        | 0        | 0         | 0         | 0         | 0        | 2            | 0        | 0          | 6            | 0        | 8            |
| STALKING                      | 0         | 0        | 1         | 0        | 0        | 0        | 0         | 0         | 0         | 0        | 1            | 0        | 0          | 2            | 0        | 4            |
| SUSP PERSON                   | 2         | 0        | 2         | 0        | 0        | 0        | 13        | 0         | 0         | 0        | 33           | 0        | 4          | 34           | 0        | 88           |
| <b>TOTAL SEX CRIMES</b>       | <b>5</b>  | <b>0</b> | <b>5</b>  | <b>0</b> | <b>0</b> | <b>0</b> | <b>14</b> | <b>0</b>  | <b>1</b>  | <b>0</b> | <b>106</b>   | <b>0</b> | <b>13</b>  | <b>134</b>   | <b>0</b> | <b>278</b>   |
| DRUG                          | 1         | 3        | 1         | 0        | 0        | 0        | 2         | 4         | 0         | 0        | 14           | 0        | 14         | 29           | 0        | 68           |
| ITF OTHER                     | 0         | 0        | 0         | 0        | 0        | 0        | 0         | 0         | 0         | 0        | 0            | 0        | 0          | 0            | 0        | 0            |
| <b>TOTAL ITF</b>              | <b>1</b>  | <b>3</b> | <b>1</b>  | <b>0</b> | <b>0</b> | <b>0</b> | <b>2</b>  | <b>4</b>  | <b>0</b>  | <b>0</b> | <b>14</b>    | <b>0</b> | <b>14</b>  | <b>29</b>    | <b>0</b> | <b>68</b>    |
| <b>TOTAL TRAFFIC</b>          | <b>6</b>  | <b>0</b> | <b>7</b>  | <b>1</b> | <b>0</b> | <b>0</b> | <b>5</b>  | <b>3</b>  | <b>5</b>  | <b>0</b> | <b>126</b>   | <b>1</b> | <b>62</b>  | <b>330</b>   | <b>0</b> | <b>546</b>   |
| <b>TOTAL REPORTS RECEIVED</b> | <b>88</b> | <b>3</b> | <b>72</b> | <b>2</b> | <b>1</b> | <b>0</b> | <b>78</b> | <b>33</b> | <b>26</b> | <b>4</b> | <b>1,210</b> | <b>2</b> | <b>198</b> | <b>1,747</b> | <b>0</b> | <b>3,464</b> |



## 2012 April INCIDENTS BY CITIES

|                             | AH | CH  | DP  | FC | FF | LAH | LL | ML  | MW | RF | SCO   | SPA | SPK | SV    | WAV | TOTALS |
|-----------------------------|----|-----|-----|----|----|-----|----|-----|----|----|-------|-----|-----|-------|-----|--------|
| CAD INCIDENTS               | 23 | 161 | 218 | 14 | 2  | 2   | 23 | 192 | 92 | 13 | 3,440 | 7   | 606 | 4,930 | 0   | 9,723  |
| SELF INITIATED INCIDENTS    | 19 | 15  | 86  | 7  | 2  | 1   | 17 | 126 | 28 | 7  | 1,237 | 1   | 521 | 2,125 | 0   | 4,192  |
| DRUG SELF INT (PATROL)      | 0  | 2   | 0   | 0  | 0  | 0   | 1  | 0   | 0  | 0  | 4     | 0   | 2   | 8     | 0   | 17     |
| TRAFFIC STOPS               | 4  | 1   | 35  | 0  | 0  | 1   | 9  | 50  | 13 | 2  | 638   | 0   | 327 | 1,342 | 0   | 2,422  |
| TRAFFIC STOPS (ARST/CIT/IN) | 1  | 1   | 8   | 0  | 0  | 0   | 6  | 18  | 4  | 2  | 309   | 0   | 169 | 768   | 0   | 1,286  |
| TS (WARRANTS)               | 0  | 0   | 0   | 0  | 0  | 0   | 0  | 1   | 0  | 0  | 8     | 0   | 8   | 21    | 0   | 38     |
| CALLS FOR SERVICE           | 4  | 146 | 132 | 7  | 0  | 1   | 6  | 66  | 64 | 6  | 2,203 | 6   | 85  | 2,805 | 0   | 5,531  |
| ALARMS                      | 1  | 2   | 2   | 0  | 0  | 0   | 0  | 1   | 3  | 0  | 121   | 1   | 1   | 91    | 0   | 223    |
| ACCIDENTS                   | 1  | 9   | 4   | 2  | 0  | 0   | 0  | 1   | 6  | 0  | 121   | 1   | 15  | 140   | 0   | 300    |
| ACCIDENTS (ARREST/CIT)      | 0  | 0   | 0   | 0  | 0  | 0   | 0  | 0   | 1  | 0  | 6     | 0   | 0   | 11    | 0   | 18     |
| DRUG CALLS                  | 0  | 0   | 1   | 0  | 0  | 0   | 0  | 2   | 1  | 0  | 23    | 0   | 1   | 44    | 0   | 72     |
| DV                          | 7  | 0   | 9   | 0  | 0  | 0   | 13 | 5   | 0  | 0  | 127   | 0   | 15  | 179   | 0   | 355    |
| DUI                         | 0  | 1   | 2   | 0  | 0  | 0   | 0  | 0   | 3  | 0  | 78    | 1   | 4   | 85    | 0   | 174    |
| DUI (ARREST)                | 1  | 0   | 2   | 0  | 0  | 0   | 0  | 0   | 1  | 0  | 3     | 0   | 3   | 29    | 0   | 39     |
| PURSUIITS                   | 0  | 0   | 1   | 0  | 0  | 0   | 0  | 0   | 0  | 0  | 0     | 0   | 0   | 1     | 0   | 2      |
| SUSPICIOUS ACTIVITY         | 3  | 6   | 20  | 1  | 0  | 0   | 4  | 21  | 8  | 1  | 396   | 1   | 27  | 463   | 0   | 951    |
| VEHICLE RECOVERED           | 0  | 0   | 0   | 0  | 0  | 0   | 0  | 0   | 2  | 0  | 17    | 0   | 7   | 27    | 0   | 53     |
| 911 ABANDON LINE            | 0  | 60  | 15  | 2  | 0  | 1   | 0  | 3   | 3  | 0  | 193   | 2   | 12  | 287   | 0   | 578    |
| SHOPLIFTING                 | 0  | 0   | 0   | 1  | 0  | 0   | 0  | 1   | 0  | 0  | 1     | 0   | 1   | 43    | 0   | 47     |
| ALL ARRESTS (ARREST/CIT/IN) | 2  | 3   | 13  | 4  | 0  | 0   | 7  | 25  | 7  | 2  | 411   | 0   | 192 | 994   | 0   | 1,660  |
| CRIME CHECK REPORTS         | 1  | 0   | 26  | 0  | 1  | 0   | 1  | 11  | 10 | 2  | 549   | 1   | 18  | 666   | 0   | 1,286  |